

杭银理财幸福 99 添益（稳盈）35 天周期型理财净值公告

（产品代码：TYG35D2301）

净值日期	单位净值	累计净值	申购价格	赎回价格	成立以来年化收益率	近一个月年化收益率	近三个月年化收益率
20240416	1.028229	1.028229	1.028229	1.028229	2.9608%	2.7900%	2.8054%
20240415	1.028141	1.028141	1.028141	1.028141	2.9600%	2.7790%	2.8033%
20240412	1.027893	1.027893	1.027893	1.027893	2.9595%	2.7724%	2.8000%
20240411	1.027820	1.027820	1.027820	1.027820	2.9604%	2.7405%	2.8021%
20240410	1.027737	1.027737	1.027737	1.027737	2.9602%	2.7360%	2.8012%
20240409	1.027650	1.027650	1.027650	1.027650	2.9596%	2.7213%	2.7926%
20240408	1.027565	1.027565	1.027565	1.027565	2.9591%	2.7115%	2.7912%
20240403	1.027143	1.027143	1.027143	1.027143	2.9573%	2.7138%	2.7900%
20240402	1.027051	1.027051	1.027051	1.027051	2.9561%	2.6839%	2.7846%
20240401	1.026983	1.026983	1.026983	1.026983	2.9575%	2.6923%	2.7904%




杭银理财
HZBANK Wealth Management

居善行远
成为百姓信赖的财富管理专家

20240329	1.026745	1.026745	1.026745	1.026745	2.9581%	2.6887%	2.8032%
20240328	1.026670	1.026670	1.026670	1.026670	2.9588%	2.6722%	2.8045%
20240327	1.026577	1.026577	1.026577	1.026577	2.9575%	2.6653%	2.8072%
20240326	1.026512	1.026512	1.026512	1.026512	2.9592%	2.6652%	2.8166%
20240325	1.026442	1.026442	1.026442	1.026442	2.9605%	2.6707%	2.8264%
20240322	1.026203	1.026203	1.026203	1.026203	2.9610%	2.6746%	2.8368%
20240321	1.026150	1.026150	1.026150	1.026150	2.9642%	2.7117%	2.8472%
20240320	1.026072	1.026072	1.026072	1.026072	2.9645%	2.7059%	2.8502%
20240319	1.025996	1.025996	1.025996	1.025996	2.9651%	2.7341%	2.8472%
20240318	1.025929	1.025929	1.025929	1.025929	2.9667%	2.7429%	2.8538%
20240315	1.025720	1.025720	1.025720	1.025720	2.9708%	2.7643%	2.8691%
20240314	1.025646	1.025646	1.025646	1.025646	2.9716%	2.7678%	2.8715%
20240313	1.025556	1.025556	1.025556	1.025556	2.9706%	2.7548%	2.8693%
20240312	1.025510	1.025510	1.025510	1.025510	2.9748%	2.7885%	2.8795%
20240311	1.025431	1.025431	1.025431	1.025431	2.9751%	2.7876%	2.8793%




20240308	1.025204	1.025204	1.025204	1.025204	2.9771%	2.7940%	2.8856%
20240307	1.025109	1.025109	1.025109	1.025109	2.9755%	2.7633%	2.8798%
20240306	1.025033	1.025033	1.025033	1.025033	2.9762%	2.7850%	2.8844%
20240305	1.024944	1.024944	1.024944	1.024944	2.9753%	2.7822%	2.8795%
20240304	1.024857	1.024857	1.024857	1.024857	2.9746%	2.7718%	2.8769%
20240301	1.024640	1.024640	1.024640	1.024640	2.9780%	2.8027%	2.8872%
20240229	1.024556	1.024556	1.024556	1.024556	2.9777%	2.7815%	2.8858%
20240228	1.024481	1.024481	1.024481	1.024481	2.9785%	2.7829%	2.8956%
20240227	1.024420	1.024420	1.024420	1.024420	2.9810%	2.8138%	2.9083%
20240226	1.024333	1.024333	1.024333	1.024333	2.9803%	2.8044%	2.8981%
20240223	1.024119	1.024119	1.024119	1.024119	2.9842%	2.8352%	2.9109%
20240222	1.024033	1.024033	1.024033	1.024033	2.9836%	2.8235%	2.9090%
20240221	1.023952	1.023952	1.023952	1.023952	2.9837%	2.8392%	2.9040%
20240220	1.023868	1.023868	1.023868	1.023868	2.9835%	2.8333%	2.9026%
20240219	1.023795	1.023795	1.023795	1.023795	2.9845%	2.8405%	2.9020%



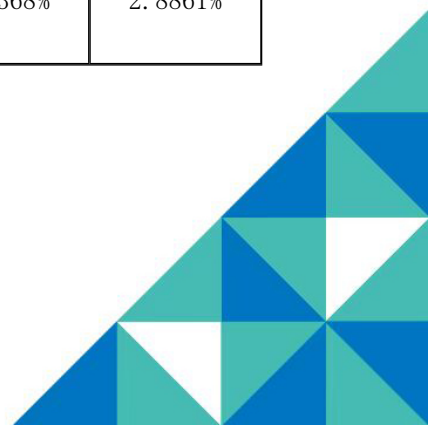


20240208	1.022931	1.022931	1.022931	1.022931	2.9899%	2.8877%	2.8934%
20240207	1.022855	1.022855	1.022855	1.022855	2.9899%	2.8877%	2.8934%
20240206	1.022786	1.022786	1.022786	1.022786	2.9916%	2.9047%	2.8932%
20240205	1.022692	1.022692	1.022692	1.022692	2.9901%	2.8899%	2.8875%
20240202	1.022450	1.022450	1.022450	1.022450	2.9921%	2.8807%	2.8775%
20240201	1.022380	1.022380	1.022380	1.022380	2.9921%	2.8807%	2.8775%
20240131	1.022285	1.022285	1.022285	1.022285	2.9904%	2.8920%	2.8673%
20240130	1.022219	1.022219	1.022219	1.022219	2.9925%	2.9085%	2.8715%
20240129	1.022143	1.022143	1.022143	1.022143	2.9934%	2.9146%	2.8717%
20240126	1.021899	1.021899	1.021899	1.021899	2.9936%	2.9443%	2.8635%
20240125	1.021812	1.021812	1.021812	1.021812	2.9930%	2.9529%	2.8606%
20240124	1.021738	1.021738	1.021738	1.021738	3.0054%	3.0022%	2.8608%
20240123	1.021662	1.021662	1.021662	1.021662	3.0063%	2.9842%	2.8626%
20240122	1.021568	1.021568	1.021568	1.021568	3.0047%	2.9718%	2.8508%
20240119	1.021331	1.021331	1.021331	1.021331	3.0061%	2.9710%	2.8492%





20240118	1.021264	1.021264	1.021264	1.021264	3.0082%	2.9904%	2.8541%
20240117	1.021165	1.021165	1.021165	1.021165	3.0059%	2.9703%	2.8467%
20240116	1.021083	1.021083	1.021083	1.021083	3.0059%	2.9657%	2.8441%
20240115	1.021008	1.021008	1.021008	1.021008	3.0070%	2.9746%	2.8379%
20240112	1.020767	1.020767	1.020767	1.020767	3.0079%	2.9715%	2.8470%
20240111	1.020687	1.020687	1.020687	1.020687	3.0082%	2.9693%	2.8466%
20240110	1.020622	1.020622	1.020622	1.020622	3.0108%	3.0138%	2.8523%
20240109	1.020541	1.020541	1.020541	1.020541	3.0110%	2.9807%	2.8529%
20240108	1.020433	1.020433	1.020433	1.020433	3.0072%	2.9519%	2.8476%
20240105	1.020188	1.020188	1.020188	1.020188	3.0076%	2.9528%	2.8961%
20240104	1.020125	1.020125	1.020125	1.020125	3.0105%	2.9734%	2.9024%
20240103	1.020047	1.020047	1.020047	1.020047	3.0111%	2.9808%	2.9033%
20240102	1.019965	1.019965	1.019965	1.019965	3.0112%	2.9689%	2.9027%
20231229	1.019619	1.019619	1.019619	1.019619	3.0087%	2.9820%	2.8934%
20231228	1.019520	1.019520	1.019520	1.019520	3.0062%	2.9368%	2.8861%






杭银理财
HZBANK Wealth Management

居善行远
成为百姓信赖的财富管理专家

20231227	1.019432	1.019432	1.019432	1.019432	3.0053%	2.9550%	2.8829%
20231226	1.019338	1.019338	1.019338	1.019338	3.0035%	2.9145%	2.8773%
20231225	1.019223	1.019223	1.019223	1.019223	2.9984%	2.8753%	2.8699%
20231222	1.018996	1.018996	1.018996	1.018996	3.0015%	2.8771%	2.8840%
20231221	1.018911	1.018911	1.018911	1.018911	3.0010%	2.8605%	2.8820%
20231220	1.018843	1.018843	1.018843	1.018843	3.0033%	2.9003%	2.8867%
20231219	1.018760	1.018760	1.018760	1.018760	3.0032%	2.8531%	2.8846%
20231218	1.018678	1.018678	1.018678	1.018678	3.0032%	2.8502%	2.8759%
20231215	1.018435	1.018435	1.018435	1.018435	3.0039%	2.8679%	2.8627%
20231214	1.018351	1.018351	1.018351	1.018351	3.0036%	2.8333%	2.8608%
20231213	1.018280	1.018280	1.018280	1.018280	3.0054%	2.8911%	2.8641%
20231212	1.018202	1.018202	1.018202	1.018202	3.0062%	2.8367%	2.8635%
20231211	1.018100	1.018100	1.018100	1.018100	3.0029%	2.8100%	2.8509%
20231208	1.017881	1.017881	1.017881	1.017881	3.0076%	2.8034%	2.8603%
20231207	1.017794	1.017794	1.017794	1.017794	3.0068%	2.7940%	2.8572%



20231206	1.017718	1.017718	1.017718	1.017718	3.0079%	2.8158%	2.8584%
20231205	1.017638	1.017638	1.017638	1.017638	3.0083%	2.7651%	2.8599%
20231204	1.017554	1.017554	1.017554	1.017554	3.0080%	2.7568%	2.8561%
20231201	1.017317	1.017317	1.017317	1.017317	3.0098%	2.7389%	2.8520%
20231130	1.017218	1.017218	1.017218	1.017218	3.0069%	2.7115%	2.8440%
20231129	1.017126	1.017126	1.017126	1.017126	3.0052%	2.7394%	2.8387%
20231128	1.017065	1.017065	1.017065	1.017065	3.0090%	2.7092%	2.8473%
20231127	1.016962	1.016962	1.016962	1.016962	3.0054%	2.6770%	2.8416%
20231124	1.016740	1.016740	1.016740	1.016740	3.0099%	2.6851%	2.8457%
20231123	1.016672	1.016672	1.016672	1.016672	3.0125%	2.6805%	2.8500%
20231122	1.016592	1.016592	1.016592	1.016592	3.0129%	2.7084%	2.8495%
20231121	1.016521	1.016521	1.016521	1.016521	3.0150%	2.6926%	2.8558%
20231120	1.016420	1.016420	1.016420	1.016420	3.0117%	2.6622%	2.8443%
20231117	1.016218	1.016218	1.016218	1.016218	3.0201%	2.6949%	2.8571%
20231116	1.016129	1.016129	1.016129	1.016129	3.0190%	2.6591%	2.8531%

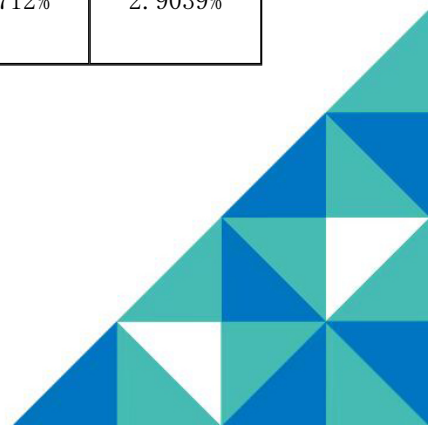




20231115	1.016040	1.016040	1.016040	1.016040	3.0178%	2.7207%	2.8490%
20231114	1.015985	1.015985	1.015985	1.015985	3.0230%	2.8231%	2.8609%
20231113	1.015866	1.015866	1.015866	1.015866	3.0161%	2.6695%	2.8588%
20231110	1.015676	1.015676	1.015676	1.015676	3.0273%	2.7180%	2.8812%
20231109	1.015609	1.015609	1.015609	1.015609	3.0304%	2.7507%	2.8862%
20231108	1.015541	1.015541	1.015541	1.015541	3.0334%	2.7882%	2.8909%
20231107	1.015462	1.015462	1.015462	1.015462	3.0342%	2.8041%	2.8964%
20231106	1.015368	1.015368	1.015368	1.015368	3.0320%	2.8948%	2.8906%
20231103	1.015177	1.015177	1.015177	1.015177	3.0437%	2.9434%	2.9163%
20231102	1.015108	1.015108	1.015108	1.015108	3.0466%	2.9560%	2.9209%
20231101	1.015032	1.015032	1.015032	1.015032	3.0481%	2.9622%	2.9228%
20231031	1.014956	1.014956	1.014956	1.014956	3.0496%	2.9687%	2.9177%
20231030	1.014841	1.014841	1.014841	1.014841	3.0432%	2.9330%	2.9051%
20231027	1.014655	1.014655	1.014655	1.014655	3.0566%	3.0027%	2.9111%
20231026	1.014581	1.014581	1.014581	1.014581	3.0586%	3.0294%	2.9136%



20231025	1.014501	1.014501	1.014501	1.014501	3.0594%	3.0767%	2.9138%
20231024	1.014437	1.014437	1.014437	1.014437	3.0636%	3.1890%	2.9245%
20231023	1.014334	1.014334	1.014334	1.014334	3.0595%	3.0352%	2.9155%
20231020	1.014127	1.014127	1.014127	1.014127	3.0692%	3.0814%	2.9245%
20231019	1.014047	1.014047	1.014047	1.014047	3.0701%	3.0575%	2.9248%
20231018	1.013972	1.013972	1.013972	1.013972	3.0721%	3.0915%	2.9271%
20231017	1.013913	1.013913	1.013913	1.013913	3.0777%	3.2063%	2.9301%
20231016	1.013773	1.013773	1.013773	1.013773	3.0653%	2.9713%	2.9074%
20231015	1.013633	1.013633	1.013633	1.013633	3.0527%	2.9041%	2.8814%
20231012	1.013494	1.013494	1.013494	1.013494	3.0783%	3.0097%	2.9128%
20231011	1.013412	1.013412	1.013412	1.013412	3.0788%	3.0607%	2.9121%
20231010	1.013318	1.013318	1.013318	1.013318	3.0766%	3.1165%	2.9140%
20231009	1.013219	1.013219	1.013219	1.013219	3.0732%	2.9616%	2.9053%
20231008	1.013127	1.013127	1.013127	1.013127	3.0713%	2.9499%	2.9084%
20230927	1.012157	1.012157	1.012157	1.012157	3.0602%	2.8712%	2.9039%





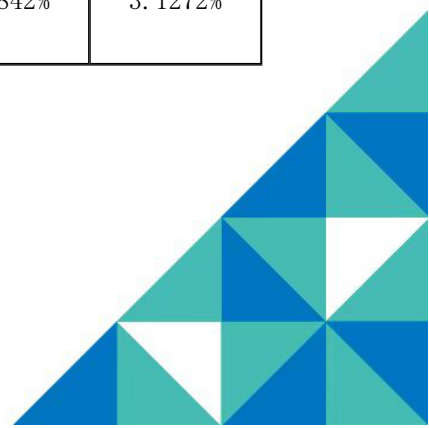
杭银理财
HZBANK Wealth Management

居善行远
成为百姓信赖的财富管理专家

20230926	1.012061	1.012061	1.012061	1.012061	3.0571%	2.9633%	2.8969%
20230925	1.011942	1.011942	1.011942	1.011942	3.0481%	2.7603%	2.8810%
20230924	1.011785	1.011785	1.011785	1.011785	3.0292%	2.6662%	2.8578%
20230921	1.011642	1.011642	1.011642	1.011642	3.0570%	2.7736%	2.9337%
20230920	1.011565	1.011565	1.011565	1.011565	3.0588%	2.8330%	2.9352%
20230919	1.011505	1.011505	1.011505	1.011505	3.0652%	2.9697%	2.9435%
20230918	1.011402	1.011402	1.011402	1.011402	3.0600%	2.7697%	2.9346%
20230917	1.011248	1.011248	1.011248	1.011248	3.0411%	2.6793%	2.9749%
20230914	1.011139	1.011139	1.011139	1.011139	3.0801%	2.8753%	2.9945%
20230913	1.011063	1.011063	1.011063	1.011063	3.0824%	2.9215%	2.9970%
20230912	1.010993	1.010993	1.010993	1.010993	3.0864%	3.0680%	3.0168%
20230911	1.010869	1.010869	1.010869	1.010869	3.0753%	2.8460%	2.9944%
20230910	1.010729	1.010729	1.010729	1.010729	3.0594%	2.7743%	3.0282%
20230907	1.010595	1.010595	1.010595	1.010595	3.0937%	2.9119%	3.0477%
20230906	1.010512	1.010512	1.010512	1.010512	3.0942%	2.9703%	3.0480%




20230905	1.010438	1.010438	1.010438	1.010438	3.0974%	3.0987%	3.0535%
20230904	1.010317	1.010317	1.010317	1.010317	3.0866%	2.8839%	3.0404%
20230903	1.010160	1.010160	1.010160	1.010160	3.0647%	2.7935%	3.0560%
20230831	1.010056	1.010056	1.010056	1.010056	3.1105%	2.9377%	3.0795%
20230830	1.009974	1.009974	1.009974	1.009974	3.1115%	2.9174%	3.0806%
20230829	1.009886	1.009886	1.009886	1.009886	3.1106%	3.0229%	3.0739%
20230828	1.009774	1.009774	1.009774	1.009774	3.1021%	2.8423%	3.0637%
20230827	1.009602	1.009602	1.009602	1.009602	3.0743%	2.7329%	3.0915%
20230824	1.009499	1.009499	1.009499	1.009499	3.1235%	2.9054%	3.1038%
20230823	1.009413	1.009413	1.009413	1.009413	3.1234%	2.9190%	3.1035%
20230822	1.009341	1.009341	1.009341	1.009341	3.1279%	3.0343%	3.1070%
20230821	1.009215	1.009215	1.009215	1.009215	3.1143%	2.8427%	3.1054%
20230820	1.009042	1.009042	1.009042	1.009042	3.0844%	2.7321%	3.1153%
20230817	1.008952	1.008952	1.008952	1.008952	3.1418%	2.8949%	3.1265%
20230816	1.008868	1.008868	1.008868	1.008868	3.1425%	2.8842%	3.1272%






20230815	1.008755	1.008755	1.008755	1.008755	3.1329%	2.9815%	3.1149%
20230814	1.008641	1.008641	1.008641	1.008641	3.1227%	2.7818%	3.0986%
20230813	1.008450	1.008450	1.008450	1.008450	3.0842%	2.6481%	3.0608%
20230810	1.008353	1.008353	1.008353	1.008353	3.1431%	2.8311%	3.1038%
20230809	1.008261	1.008261	1.008261	1.008261	3.1409%	2.8399%	3.1010%
20230808	1.008182	1.008182	1.008182	1.008182	3.1436%	2.9978%	3.1065%
20230807	1.008051	1.008051	1.008051	1.008051	3.1261%	2.8005%	3.1261%
20230806	1.007871	1.007871	1.007871	1.007871	3.0891%	2.6801%	3.0891%
20230803	1.007769	1.007769	1.007769	1.007769	3.1507%	2.8534%	3.1507%
20230802	1.007706	1.007706	1.007706	1.007706	3.1603%	2.8609%	3.1603%
20230801	1.007623	1.007623	1.007623	1.007623	3.1618%	3.0771%	3.1618%
20230731	1.007558	1.007558	1.007558	1.007558	3.1708%	2.9475%	3.1708%
20230730	1.007383	1.007383	1.007383	1.007383	3.1334%	2.8376%	3.1334%
20230727	1.007264	1.007264	1.007264	1.007264	3.1944%	2.9786%	3.1944%
20230726	1.007174	1.007174	1.007174	1.007174	3.1933%	2.9898%	3.1933%



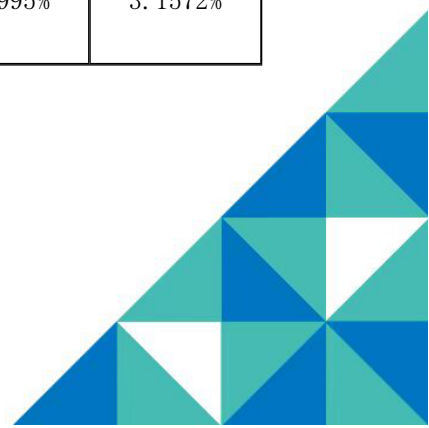


20230725	1.007094	1.007094	1.007094	1.007094	3.1966%	3.1285%	3.1966%
20230724	1.006997	1.006997	1.006997	1.006997	3.1923%	3.3268%	3.1923%
20230723	1.006830	1.006830	1.006830	1.006830	3.1556%	2.9674%	3.1556%
20230720	1.006706	1.006706	1.006706	1.006706	3.2206%	3.1139%	3.2206%
20230719	1.006640	1.006640	1.006640	1.006640	3.1889%	3.3401%	3.1889%
20230718	1.006557	1.006557	1.006557	1.006557	3.1910%	3.4170%	3.1910%
20230717	1.006482	1.006482	1.006482	1.006482	3.1972%	3.2230%	3.1972%
20230716	1.006289	1.006289	1.006289	1.006289	3.1445%	3.1006%	3.1445%
20230713	1.006187	1.006187	1.006187	1.006187	3.2260%	3.3064%	3.2260%
20230712	1.006089	1.006089	1.006089	1.006089	3.2209%	3.4575%	3.2209%
20230711	1.006012	1.006012	1.006012	1.006012	3.2270%	3.5891%	3.2270%
20230710	1.005913	1.005913	1.005913	1.005913	3.2212%	3.3423%	3.2212%
20230709	1.005704	1.005704	1.005704	1.005704	3.1544%	3.2048%	3.1544%
20230706	1.005582	1.005582	1.005582	1.005582	3.2340%	3.3765%	3.2340%
20230705	1.005510	1.005510	1.005510	1.005510	3.2437%	3.5252%	3.2437%





20230704	1.005411	1.005411	1.005411	1.005411	3.2377%	3.5852%	3.2377%
20230703	1.005342	1.005342	1.005342	1.005342	3.2497%	3.3933%	3.2497%
20230702	1.005081	1.005081	1.005081	1.005081	3.1433%	3.1962%	3.1433%
20230629	1.004961	1.004961	1.004961	1.004961	3.2335%	3.3481%	3.2335%
20230628	1.004883	1.004883	1.004883	1.004883	3.2405%	3.5444%	3.2405%
20230627	1.004804	1.004804	1.004804	1.004804	3.2471%	3.6105%	3.2471%
20230626	1.004705	1.004705	1.004705	1.004705	3.2402%	3.3680%	3.2402%
20230625	1.004511	1.004511	1.004511	1.004511	3.1663%	3.2487%	3.1663%
20230624	1.004251	1.004251	1.004251	1.004251	0.0000%	0.0000%	0.0000%
20230620	1.004136	1.004136	1.004136	1.004136	3.2120%	3.5251%	3.2120%
20230619	1.003884	1.003884	1.003884	1.003884	3.0818%	3.1171%	3.0818%
20230618	1.003738	1.003738	1.003738	1.003738	3.0319%	3.0460%	3.0319%
20230615	1.003646	1.003646	1.003646	1.003646	3.1685%	3.2246%	3.1685%
20230614	1.003528	1.003528	1.003528	1.003528	3.1407%	3.1994%	3.1407%
20230613	1.003460	1.003460	1.003460	1.003460	3.1572%	3.2995%	3.1572%





20230612	1.003238	1.003238	1.003238	1.003238	3.0304%	2.9957%	3.0304%
20230611	1.003053	1.003053	1.003053	1.003053	2.9324%	2.8746%	2.9324%
20230608	1.002974	1.002974	1.002974	1.002974	3.1014%	3.6183%	3.1014%
20230607	1.002887	1.002887	1.002887	1.002887	3.0992%	3.5125%	3.0992%
20230606	1.002799	1.002799	1.002799	1.002799	3.0958%	3.4054%	3.0958%
20230605	1.002605	1.002605	1.002605	1.002605	2.9713%	3.0671%	2.9713%
20230604	1.002457	1.002457	1.002457	1.002457	2.8929%	2.9893%	2.8929%
20230601	1.002360	1.002360	1.002360	1.002360	3.0764%	3.0764%	3.0764%
20230531	1.002289	1.002289	1.002289	1.002289	3.0943%	3.0943%	3.0943%
20230530	1.002203	1.002203	1.002203	1.002203	3.0926%	3.0926%	3.0926%
20230529	1.001964	1.001964	1.001964	1.001964	2.8674%	2.8674%	2.8674%
20230528	1.001831	1.001831	1.001831	1.001831	2.7846%	2.7846%	2.7846%
20230525	1.001747	1.001747	1.001747	1.001747	3.0364%	3.0364%	3.0364%
20230524	1.001667	1.001667	1.001667	1.001667	3.0422%	3.0422%	3.0422%
20230523	1.001546	1.001546	1.001546	1.001546	2.9699%	2.9699%	2.9699%



20230522	1.001350	1.001350	1.001350	1.001350	2.7375%	2.7375%	2.7375%
20230521	1.001235	1.001235	1.001235	1.001235	2.6516%	2.6516%	2.6516%
20230518	1.001148	1.001148	1.001148	1.001148	2.9930%	2.9930%	2.9930%
20230517	1.001066	1.001066	1.001066	1.001066	2.9930%	2.9930%	2.9930%
20230516	1.000993	1.000993	1.000993	1.000993	3.0203%	3.0203%	3.0203%
20230515	1.000896	1.000896	1.000896	1.000896	2.9730%	2.9730%	2.9730%
20230514	1.000746	1.000746	1.000746	1.000746	2.7229%	2.7229%	2.7229%
20230511	1.000610	1.000610	1.000610	1.000610	3.1807%	3.1807%	3.1807%
20230510	1.000518	1.000518	1.000518	1.000518	3.1511%	3.1511%	3.1511%
20230505	1.000000	1.000040	1.000000	1.000000	0.0000%	0.0000%	0.0000%

注 1: 折合年化收益率计算公式为:

(当前最新累计净值-N 天前累计净值) / N 天前单位净值 / N * 365 * 100%, N 的取值为: 近一个月:

30 天; 近三个月: 90 天; 成立以来: 当前净值日期-成立日+1;

注 2: 产品过往业绩相关数据已经产品托管人复核;

注 3: 理财产品过往业绩不代表其未来的表现及收益, 理财非存款, 市场有风险, 投资需谨慎。

杭银理财有限责任公司

2024 年 4 月 17 日





杭银理财
HZBANK Wealth Management

居善行远
成为百姓信赖的财富管理专家

